

Tru-Pine Posts Beams & Boards.
Structural. Engineered. Proven.





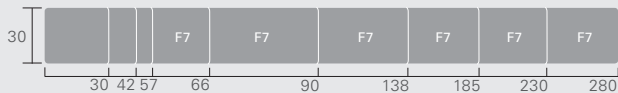
Tru-Pine is manufactured from radiata pine from New Zealand plantation forests, finger-jointed for defect-free strength and straightness, pressure-treated to withstand termites, borer and rot, and delivered pre-primed.

PROFILES

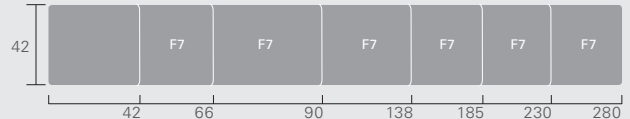
H3.1 PRE-PRIMED

BOARDS

DAR - D4SRC depth - 30mm



DAR - D4SRC depth - 42mm



BEAMS

GL8

140mm x 65mm



GL8

180mm x 65mm



GL8

240mm x 65mm



GL8


290mm x 65mm



POSTS


GL8 2mm

Round Corners
88mm x 88mm




GL8 2mm

Round Corners
112mm x 112mm



GL8 2mm

Round Corners
135mm x 135mm



GL8 2mm

Round Corners
185mm x 185mm

