


MicroPro®



REVOLUTIONARY NEW TECHNOLOGY

MicroPro® technology is a revolutionary way to pressure treat timber for decks, fences, landscaping, and general construction uses. MicroPro technology offers many benefits, including significantly improved corrosion performance in contact with fasteners and hardware*.

MicroPro pressure treated timber exhibits corrosion rates on metal products similar to CCA pressure treated timber and untreated timber.

MicroPro pressure treated timber products are protected from termites, borers and fungal decay and are backed by an Osmose® Limited Guarantee**.




MicroPro®



MICROPRO® TREATED TIMBER ADVANTAGES

- Long term field testing shows that MicroPro treated timber provides effective protection against fungal decay and termite attack.
- Lighter, more natural timber appearance.
- Improved painting and staining qualities.
- Better corrosion resistance for code-approved fasteners and hardware.
- End uses include interior and exterior, above ground and ground contact.
- Compatible with MicroShades®, an innovative micronised pigment colour system.
- MicroShades treated timber colour is similar to some hardwoods.
- Treated Timber Limited Guarantee.**
- Approved for aluminium contact.*
- Approved APVMA, TUMA QLD and TMA NSW



MICROPRO TREATED TIMBER APPEARANCE

MicroPro pressure treated timber is lighter in colour compared to current copper based treated timber products. The unique appearance of MicroPro treated timber products will help differentiate the product in the marketplace. The attractive colour allows DIYers and contractors to build pressure treated timber projects using treated timber that is lighter, fresher, and more natural in appearance.

MicroPro treated timber products are also available in a popular colour similar to some hardwoods utilising the new MicroShades colour pigment system.

Osmose MicroShades is the pigmented colourant system that can be used as an "in-solution" system specifically developed for timber treated with the MicroPro preservative.

*See fastener and hardware information sheet for details.

**See limited guarantee document for complete details.



MicroPro Technology was the first treated timber process to be certified under Scientific Certification Systems Environmentally Preferable Product Program



pergolas



ENVIRONMENTALLY PREFERABLE PRODUCT (EPP) PROGRAM HIGHLIGHTS AND BENEFITS

The Osmose MicroPro technology was the first treated timber process to be certified under SCS's Environmentally Preferable Product (EPP) program based on Life-Cycle Assessment.

Reduced Energy Use – The Osmose MicroPro treated timber process reduces total energy use and greatly reduces greenhouse gas emissions.

Largely Eliminates Copper Releases – Timber products treated with the Osmose MicroPro system result in the release of 90% to 99% less copper into aquatic and terrestrial environments when compared to amine copper preservative treated timber products. The very small amount released bonds readily to organic matter in the soil and becomes biologically inactive, thus effectively eliminating eco-toxic impacts.

MicroPro is GREENGUARD Children and Schools Certified

Greenguard Children and Schools Certification indicates that a product has undergone rigorous testing and has met stringent standards for VOC emissions. In the USA, products certified to this criteria are suitable for use in schools, offices, and other sensitive environments.

END USE CLASSIFICATIONS FOR MICROPRO PRESSURE TREATED TIMBER PRODUCTS

General Use - Above Ground


Examples - decking, joists and handrails.

Ground Contact

Examples - landscaping products, fence and deck posts.

Ground Contact - Critical Structural Members

Examples - building poles and house piles.



IMPORTANT INFORMATION

- MicroPro® pressure treated timber has corrosion rates on metal products similar to CCA (chromated copper arsenate) pressure treated timber and untreated timber. For interior or exterior applications, use fasteners and hardware that are in compliance with the manufacturer's recommendations and the building code for their intended use. Where design and or actual conditions allow for constant, repetitive or long periods of wet conditions, only stainless steel fasteners should be used. When using aluminium products in conjunction with MicroPro treated timber, refer to the MicroPro Fastener and Hardware Information Sheet for additional information.
- Do not burn preserved timber.
- Wear a dust mask and goggles when cutting or sanding timber.
- Wear gloves when working with timber.
- Some preservative may migrate from the treated timber into soil/water or may dislodge from the treated timber surface upon contact with skin. Wash exposed skin areas thoroughly.
- All sawdust and construction debris should be cleaned up and disposed of after construction.
- Wash work clothes separately from other household clothing before re-use.
- Preserved timber should not be used where it may come into direct or indirect contact with drinking water, except for uses involving incidental contact such as fresh water docks and bridges.
- Do not use preserved timber under circumstances where the preservative may become a component of food, animal feed, or beehives.
- Do not use preserved timber as mulch.
- Only preserved timber that is visibly clean and free of surface residue should be used.
- If the timber is to be used in an interior application and becomes wet during construction, it should be allowed to dry before being covered or enclosed.
- Disposal Recommendations: Preserved timber may be disposed of in landfills or burned in commercial or industrial incinerators or boilers in accordance with federal, state, and local regulations.
- If you desire to apply a paint, stain, clear water repellent, or other finish to your preservative treated timber, we recommend following the manufacturer's instructions and label of the finishing product. Before you start, we recommend you apply the finishing product to a small exposed test area before finishing the entire project to insure it provides the intended result before proceeding.
- Mould growth can and does occur on the surface of many products, including untreated and treated timber, during prolonged surface exposure to excessive moisture conditions. To remove mould from the treated timber surface, timber should be allowed to dry. Typically, mild soap and water can be used to remove remaining surface mould.
- Projects should be designed approved and installed in accordance with federal, state and local regulation governing construction in your area.



rural



Osmose Australia
Customer Support 1 800 088 809
www.osmose.com.au

Osmose New Zealand
Customer Support 0800 78 70 70
www.osmose.co.nz