

### FASCIAS

TKNT 190mm x 30mm



TKNT & DARP 230mm x 30mm

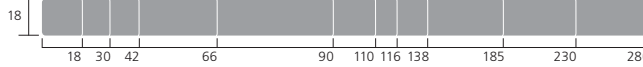


TKNT 240mm x 30mm

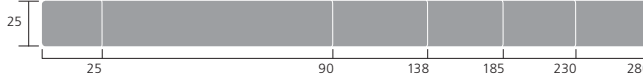


### BOARDS

DAR - D4SRC depth - 18mm



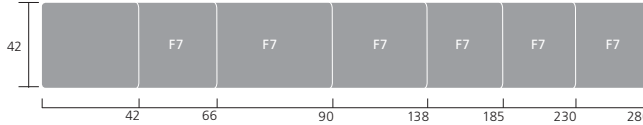
DAR - D4SRC depth - 25mm



DAR - D4SRC depth - 30mm



DAR - D4SRC depth - 42mm



### HANDRAIL & BALUSTRADES

BOTTOM RAIL  
BR1  
65mm x 42mm



BOTTOM RAIL  
BR2  
65mm x 30mm



BOTTOM RAIL  
BR7  
65mm x 42mm



BOTTOM  
RAIL BR8  
65mm x 30mm



HAND RAIL  
HR6  
88mm x 42mm



HAND RAIL  
HR5  
88mm x 42mm



### LINING

TGV PATTERN 321 138mm x 11mm



TGV REBATED PATTERN 412 138mm x 18mm



### CLADDING

WEATHERBOARD CLASSIC REBATED BEVELBACK 138mm x 18mm



WEATHERBOARD CLASSIC REBATED BEVELBACK 185mm x 18mm



WEATHERBOARD RUSTICATED 135mm x 18mm



WEATHERBOARD RUSTICATED 180mm x 18mm



### BEAMS

GL8  
140mm x 65mm



GL8  
180mm x 65mm



GL8  
240mm x 65mm



GL8  
290mm x 65mm




### POSTS

GL8 2mm  
Round Corners  
88mm x 88mm




GL8 2mm  
Round Corners  
112mm x 112mm



GL8 2mm  
Round Corners  
135mm x 135mm



GL8 2mm  
Round Corners  
185mm x 185mm



### MOULDINGS

QUAD  
18mm



TRI QUAD  
18mm



SCOTIA  
30mm x 30mm



EXTERNAL  
CORNER MOULD  
42mm x 42mm



# Why choose Jenkin Tru-Pine?

- ✓ Strong and durable
- ✓ H3 Hazard Class protection
- ✓ Pre-primed
- ✓ Defect free
- ✓ Strict quality control
- ✓ Proven history
- ✓ Plantation pine

Premium quality timber ideal for above ground, outdoor use, structurally graded, smooth, dressed finish for easy painting. Available in an extensive range of sizes. The perfect finish for your outdoor living.



POSTS, BEAMS & CLADDING



HAND RAILS, BALUSTRADES, POSTS & BOARDS



## USAGE

Jenkin Tru-Pine is a premium exterior treated timber for above ground use only. Ensure a timber clearance of 100mm above paved surfaces or 175mm above finished ground level is maintained.

## TREATMENT

Jenkin Tru-Pine achieves a H3 Hazard Class protection rating through treatment with an advanced organic treatment using LOSP (Light Organic Solvent Preservative) that protects against fungal decay and insect attack.

## FIXINGS

Use hot-dip galvanised nails, screws, bolts and brackets in general locations. For coastal conditions subject to sea spray use stainless steel.

## SEALING

During the installation process all exposed unprimed surfaces resulting from cut ends, mitres, notching, boring, punched nail holes or similar should be resealed with a suitable acrylic or oil-based premium exterior timber primer.

## PAINTING SPECIFICATION

1. Spot prime and putty all nail holes.
2. Ensure primed surfaces are clean and free from contaminants such as dust, grease or mildew.
3. Apply a minimum of two full coats of premium acrylic exterior house paint to recommended film thickness

For a better finish and extended paint durability we recommend the application of one full coat of premium quality OIL BASED primer undercoat.

Use colours that have a Light Reflective Value (LRV) of 45 to 100 (100 being pure white). Colours with a LRV of 44 to 0 (0 being pure black) progressively generate extreme surface heat when exposed to direct sunlight and can cause resin bleed, shrinkage, distortion and cracking. It will also reduce the service life of the paint coatings.

## STORAGE

Store the product in a dry environment away from damp ground until use. Kiln-dried Radiata Pine timber is hygroscopic and will absorb moisture in a damp environment and release it in a dry environment. If timber absorbs moisture, some dimensional swelling will occur.

## HEALTH & SAFETY

Jenkin Tru-Pine treated products are safe to handle using normal timber handling precautions.

## TECHNICAL DATA & INSTALLATION GUIDE

Please refer to the Building Code of Australia guidelines or your local building authority/council to ensure correct construction practices are followed.

Jenkin Tru-Pine meets Service Class 3/AS5068 standards for structural products.

Visit [www.jenkin.co.nz](http://www.jenkin.co.nz) for technical specifications, product information guides, span tables, application guides and warranties.

**Jenkin**  
**Tru-Pine**

